

# Automatan


## Model A+

### Litho Label Laminator

Singleface • Doubleface • Chipboard • Specialty Substrate

YOUR PARTNER OF CHOICE

Maximize  
your operation  
with the accurate  
and quick A+  
labeler.



Extended format  
Upstacker (optional)  
120" x 80"  
(3050mm x 2030mm)

#### SUMMARY

The A+ Labeling/Laminator is the newest member of the labeler family. The A+ offers the record breaking ability to adhere an 81" (2055 mm) litho label at speeds up to 6,000 sheets per hour. The A+ is versatile and dependable with single face module, 6,000 sheets per hour, 81" x 66" litho label format, dual label/dual board, dynamic board registration, and standard water cleanup. It also utilizes the latest technology in guarding by electric scanners.

#### Electrostatic Method of Adhesive Application

Patented process of applying glue with no glue voids or excessive glue. Uniform glue coverage with no mat material required. Patent No: US 6,808,593 B2

#### BENEFITS

- High productivity with precise registration and low waste adds up to real value
- Proven regenerative servo drive technology for high reliability with low maintenance and power savings
- Electronic Cams calculated for each job provides consistent wear-free operation, year after year
- Full color display panel provides the operator with easy-to-use menus and screens for fingertip control of the laminating process
- Gull wing access door for easy set-up and cleaning

# Model A+

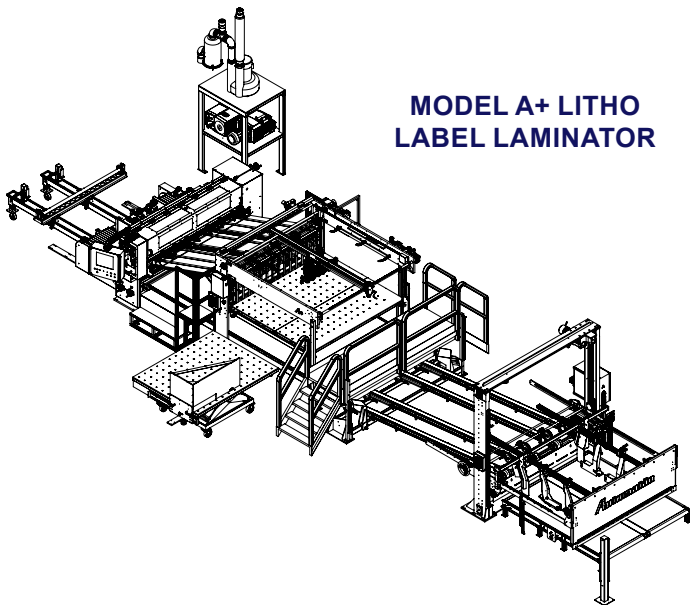
## Engineering Solutions for your Success.

### STANDARD FEATURES


- 6000 sheets per hour
- +/- .035" (.9mm) registration
- Recipe job set up
- Removable glue pan for easy clean up

### OPTIONS

- Inline singleface module/compression section
- Chipboard
- Air Knife
- Dual label/Dual board
- Dynamic registration
- Extended format upstacker 120" x 80" (3050mm x 2030mm)
- OPC UA connectivity



**MODEL A+ LITHO LABEL LAMINATOR**




### PRECISE ROLL GAP ADJUSTMENT

Roll gap adjustment for precise label laminator.



### TRAIL EDGE LITHO FEEDER

Independent suction valves provide consistent shingled feeding of litho sheets. High speed and fast set-ups.



### LABEL POSITIONING

Label Feeder Scale ensures accurate and rapid placement of labels.



### BOARD FEEDER

Independent servo, open concept design and easy accessibility.



### VIDEO TOUCH SCREEN

15" Full-featured touch screen monitor with easy to use menus and screens.



### LITHO SHEET PRELOAD SYSTEM

Standard quick changeovers with adjustable height and moveable air-deck.

FORMAT SIZES	LABEL	BOARD	MAX SPEED
Minimum	8" x 8" (200mm x 205mm)	20" x 16"	6,000/hr
Max - Non Skip or	45" x 81"	48" x 80"	6,000/hr
Max - Skipfeed	66" x 81" or 81" x 66"	98" x 80"	3,000/hr
Max - Double Skipfeed	66" x 81" or 81" x 66"	152" x 80"	2,000/hr
Min - Thickness	.004" (.102mm) [100gsm]	.024" (.610mm)	
Max - Thickness	.100" (100pt) (2.54mm)*	.750" (19.0mm)	

*\*Anything over needs chipboard.*

MACHINE WEIGHT	POWER REQUIREMENTS	AIR REQUIREMENTS
30,000 lbs (10,900 kg)	US: 480V / 60HZ / 120A / 3PH + GND EU: 400V / 50HZ / 120A / 3PH + GND	100 PSI 130 CFM, 1" NPT

